


YEAR 10 FAIRYTALES & STORIES



You will design and create an original costume or textile product based on your chosen piece of literature based on fairytales and stories. Researching and analysing different textile artists and fashion designers, you will use your established sewing skills to make an inspired final outcome.








Key Words	Bondaweb	Seam allowance	Brusho	Wadding	Applique
Research	Machine sewing	Visual mind map	Fabric paint	Dyes	Patterns
Photography	Hand sewing	Decorative techniques	Stencilling	Trapping	Bodice
	Hem		Solufleece	Embroidery	









Wider Study Opportunities?
A-Level options - Textiles, Graphics, Product design, Fine art, Photography
Careers - Textiles artist, Fashion designer, Costume designer, Fine artist, Interior designer, Set designer



Some of your learning will include:

-  Brainstorming ideas and producing a creative visual mind map that reflects your fairy-tale/story.
-  Recording observations through tracings, sketches, photos and annotations from your visual mind map.
-  Researching and reflecting upon the work of 'Dolce and Gabbana', creating own samples that reflect their work.
-  Exploring new and complex decorative techniques, understanding how different techniques react to different fabrics, creating a range of samples based on these techniques.
-  Refining samples by combining techniques and selecting appropriate techniques and materials.
-  Conducting own research regarding artists/designers that link to own ideas, reflecting on research in the form of tracings, sketches, annotations and samples.
-  Creating a mature and meaningful response in the form of a bodice.

Assessment and Feedback:

-  **Assessment Objective 1:** Developing ideas through investigations, demonstrating critical understanding of sources.
-  **Assessment Objective 2:** Refine work by exploring observations and insights.
-  **Assessment Objective 3:** Relevant to intentions and demonstrates understanding of visual language.
-  **Assessment Objective 4:** Present personal and meaningful response that realises intentions and demonstrates understanding of visual language.
-  **Feedback Opportunities:**
-  Mid project mark and deeper marking in final project mark, supported by posit notes and individual and verbal feedback.

Why this? Why now?

Building upon knowledge of fabrics and materials from previous unit when purchasing own materials, and developing personal presentation skills in the form of a sketchbook, you will present a mature response in preparation for Year 11 study.

